




RENAISSANCE
myON



Parent and Family Guide to myON

Table of contents

Getting started	3
Navigating your personal collection	5
Book information	6
Read, rate, and review	7
Literacy tools.....	8
Student assessment.....	9
Student profile.....	10
Recommended titles.....	11



Getting started

STEP 1

Follow the login instructions provided by your child's teacher.

Student login credentials provide the ability to personalize the program, monitor progress and measure growth.



Pre-K–5

your myON Interests

Language ☒ English ☐ Español

Categories

Category	Interest Level (1-5)
Genres	1 2 3 4 5
Graphic Novels and Cartoons	1 2 3 4 5
Science	1 2 3 4 5
Language Arts	1 2 3 4 5
Special Studies	1 2 3 4 5

STEP 2

Interest Inventory

Indicates your child's interests based on 11 categories. The interest inventory interface changes based on grade level. Students have the ability to update reading interests at any time using the Student Account tab.

your myON Interests

Language ☒ English ☐ Español

Categories

Category	Interest Level (1-5)
Stories appropriate for all levels of readers	1 2 3 4 5
Fiction and non-fiction content in a comic-strip style format	1 2 3 4 5
Physical science, life science, technology, and seasons	1 2 3 4 5
Books that include information on grammar, concepts, and different genres	1 2 3 4 5

STEP 3

Placement Test

Taken at first login for students in grades K and up, this initial placement test provides a Lexile® measure of your child's reading ability.

Read the text below:

Maria didn't know what to do. She asked her mom what she could do. Her mom smiled. She asked Maria to wait in the kitchen. After a few minutes, Maria's mom came in. She had a large cloth and a big box with her. Maria's mom covered the floor with the cloth. Then, they opened the box. Inside the box were paints and paint brushes. Maria smiled. Today was art day!

Choose the best word that would fill in the blank.

Maria was _____ until her mom arrived.

☐ mad
☐ scared
☐ bored
☐ hurt

Save

Grades 6 and Up

Read the text below:

Maria didn't know what to do. She asked her mom what she could do. Her mom smiled. She asked Maria to wait in the kitchen. After a few minutes, Maria's mom came in. She had a large cloth and a big box with her. Maria's mom covered the floor with the cloth. Then, they opened the box. Inside the box were paints and paint brushes. Maria smiled. Today was art day!

Choose the best word that would fill in the blank.

Maria was _____ until her mom arrived.

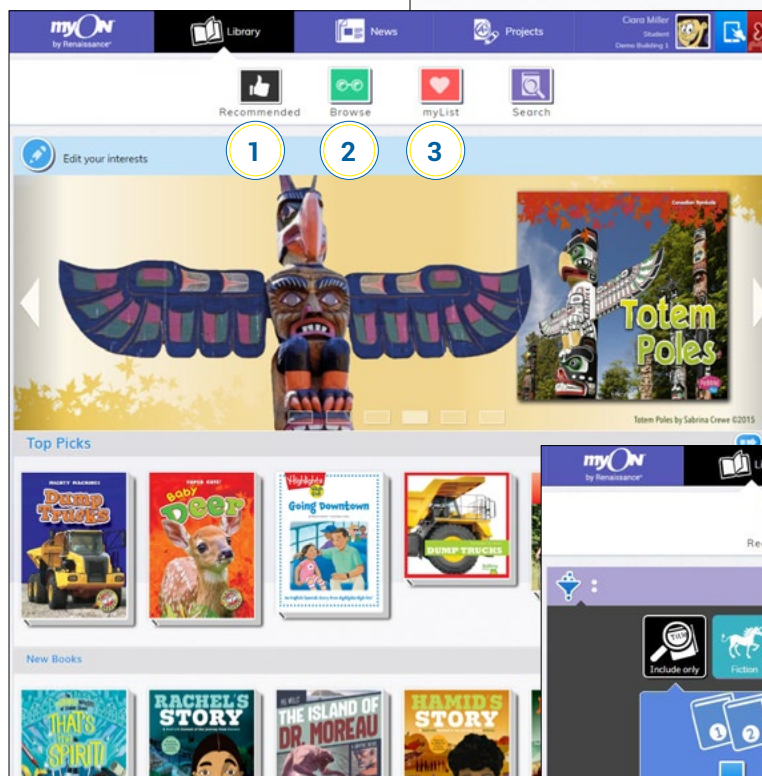
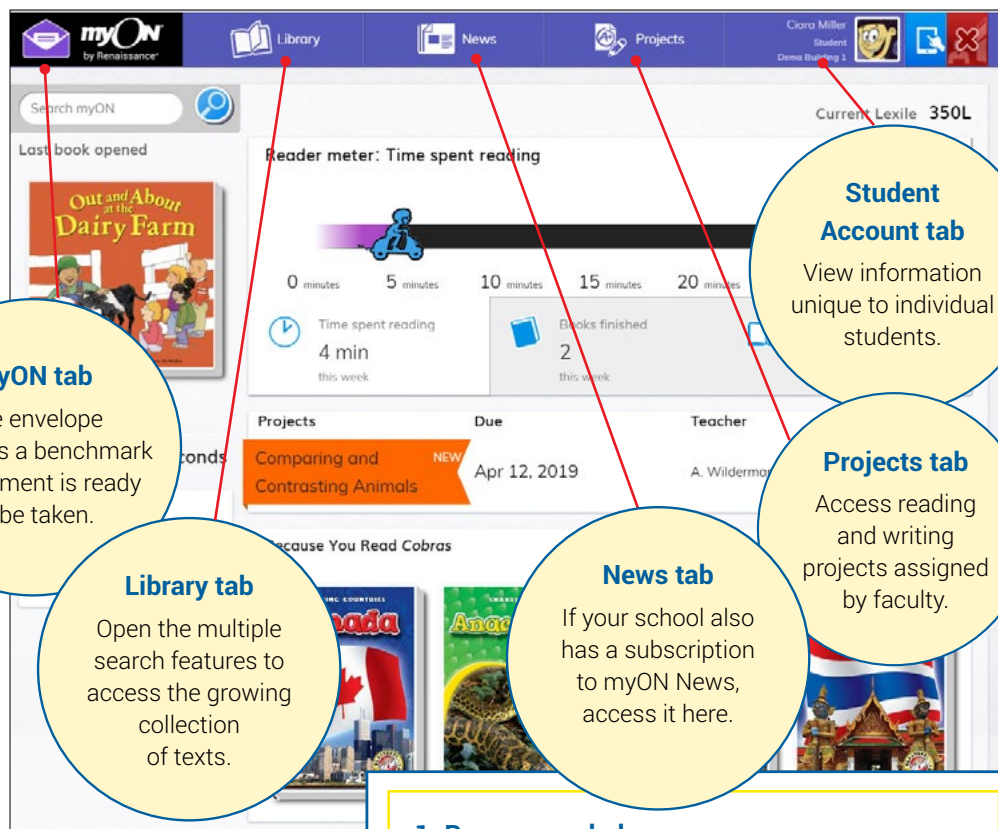
☐ mad
☐ scared
☐ bored
☐ hurt

Save

Navigating your personal collection

Pre-K–5

This landing page provides your child with the ability to: view recent activity, specific recommended titles, current reading level and account usage information.



1. Recommended

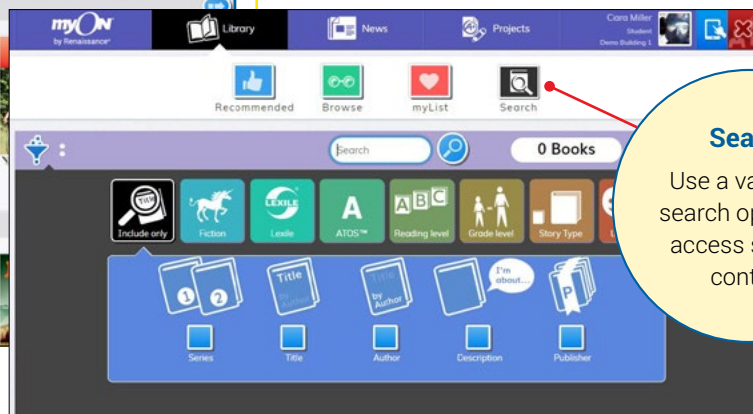
Books based on student interests and reading ability. Personalized for each individual user, students can access a variety of books recommended specifically for them.

2. Browse

Access all books within the growing collection. This tab allows students to search by specific categories.

3. My List

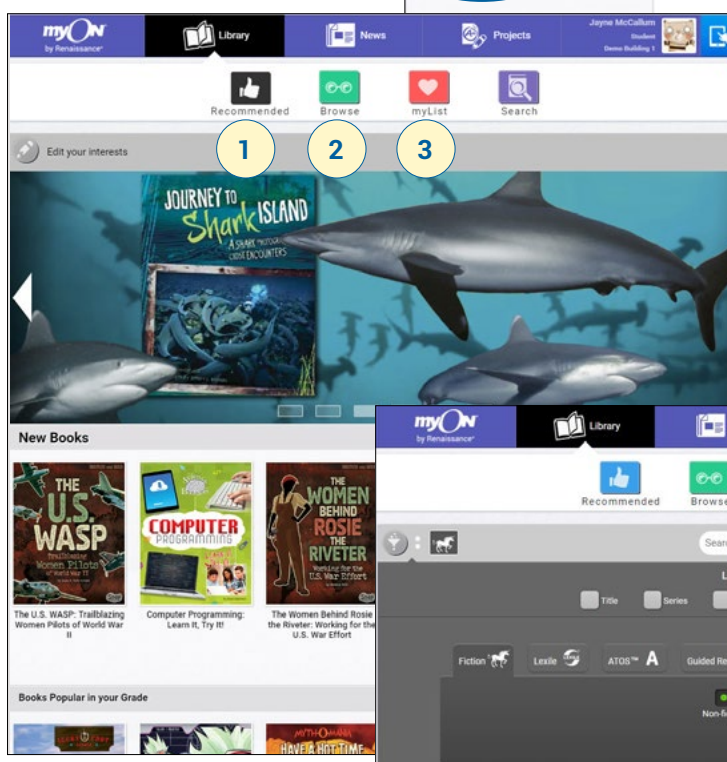
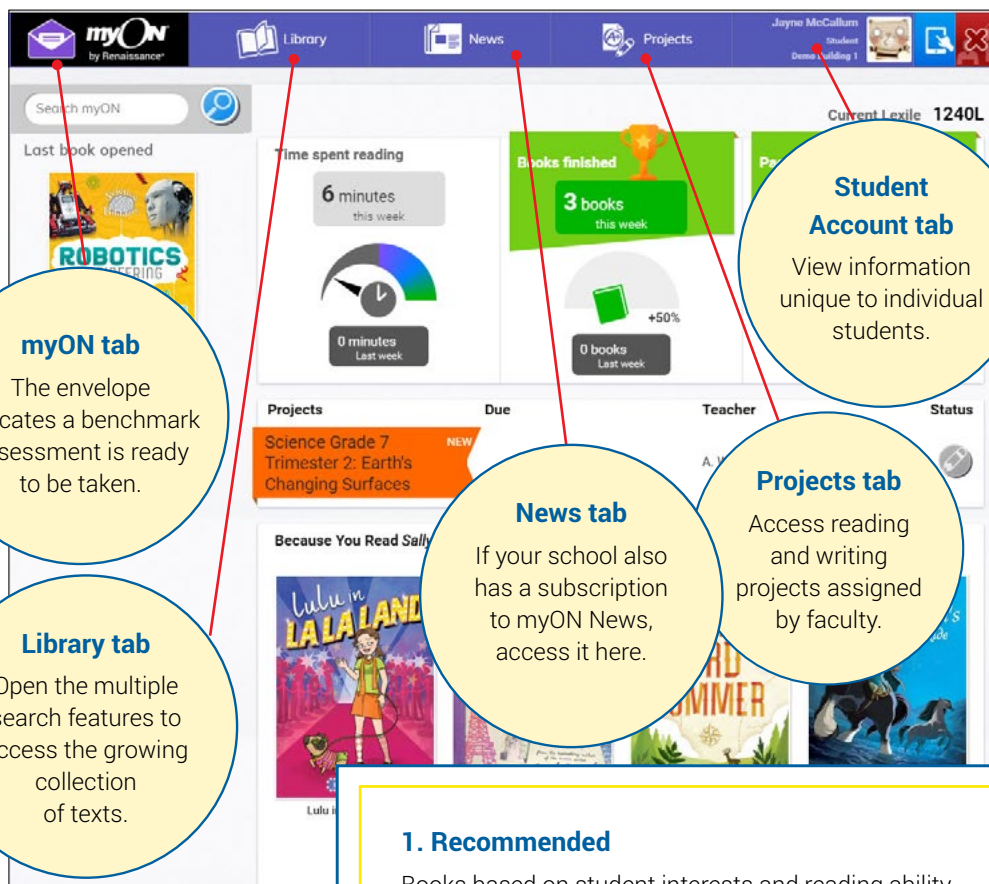
Personal collection of student's favorite books they have saved for later use.



Navigating your personal collection

Grades 6 and Up

This landing page provides your child with the ability to: view recent activity, specific recommended titles, current reading level and account usage information.



1. Recommended

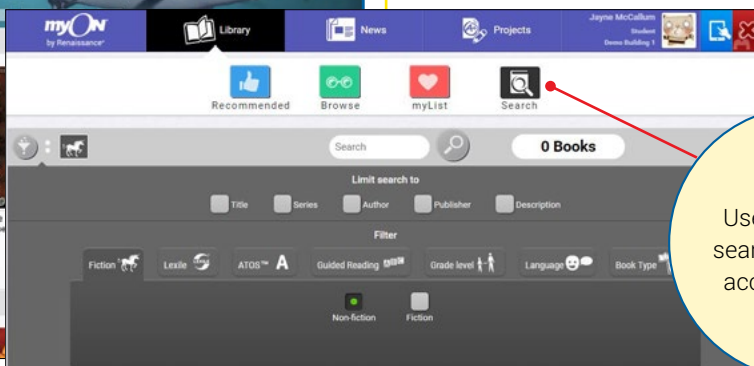
Books based on student interests and reading ability. Personalized for each individual user, students can access a variety of books recommended specifically for them.

2. Browse

Access all books within the growing collection. This tab allows students to search by specific categories.

3. My List

Personal collection of student's favorite books they have saved for later use.



Book information

1. Read a synopsis of the book.
2. View other relevant information about this specific title.
3. See what other learners think about this book.

The screenshot shows the myON app interface for the book "Water Spiders". At the top, the title "Water Spiders" is displayed. Below it, there are three tabs: "Overview", "i" (selected), and a star icon. The "i" tab is highlighted with a yellow circle and the number 2. The "Overview" tab is highlighted with a yellow circle and the number 1. The star icon is highlighted with a yellow circle and the number 3. The "Overview" tab shows a synopsis: "They hunt at night. They spin bell-shaped webs. And they spend their whole lives under water. Look inside to discover what's going on in the world of water spiders." Below the synopsis, there is a section for "Averaged Rating" with five stars and a yellow circle with the number 3. The "My Rating" section shows five empty stars. To the right of the synopsis, there is a list of book details: Lexile (NC 760L), Recommended Grade Levels (1 - 3), Publisher (Capstone Press), Book Series (Spiders), Guided Reading (N), Audio Time (5 minutes), Page Count (24), and Language (English). Each detail has a button with three dots. At the bottom of the app, there are three large buttons: a green button with a book icon, a blue button with a smartphone icon, and a pink button with a heart icon.

Click

Read the book.

Click

Download the title onto one of the myON apps for offline reading.

*If available

Click

Save to a personal list to read at a later time.

Read, rate, and review

Exit

Other pages

Settings

Play

Volume
Move the circle up to make the audio louder or down to make it softer.

Back 10 Seconds

Page Selector

Start Audio Here

Zoom In or Out

View Full Screen/ View Windowed

Did you like this book?

Water Spiders

Rate this book

★ ★ ★ ★ ★

Click on the stars. The more you liked it, the more stars you should give it.

Write a review

[Save your review](#)

Did you like this book?

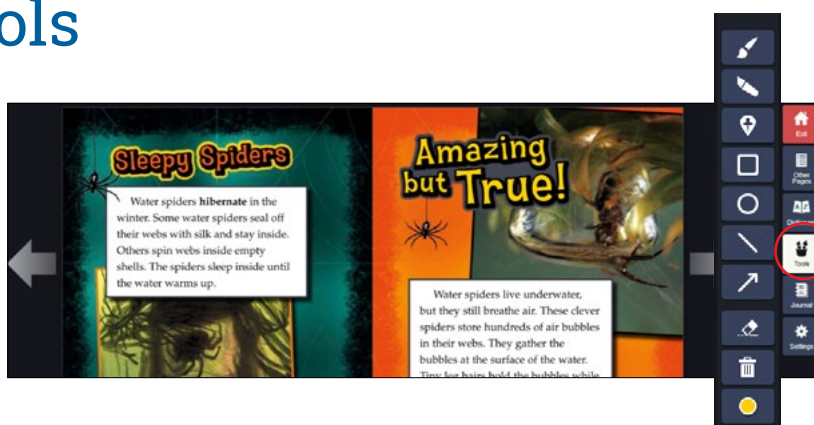
Students have the option to rate the book on a 5-star scale and share their thoughts about the book with a 140-character review. Faculty can publish student reviews so other readers can view.

Dictionary

Look up a word or show the meaning of a word that you selected in the book.

Literacy tools

Students can use a variety of literacy tools to annotate directly on the pages of books within the myON library.



Tools

To use the tools, open a book and click on the tools icon. This will provide students access to all of their literacy tools.


Brush

For drawing in the book using a paintbrush.

Highlighter

For highlighting text on the page being read.

Sticky Notes

For creating and editing sticky notes on the page being read. Students move the pin to where they want the note and then click to create one. Then they can enter text. In the note, students can click the  button to choose a different icon for the top of the note to show what kind of comment the student is making, such as a question or something the student wants the teacher to look at.



Shapes

Used to mark areas of the page.

Arrow

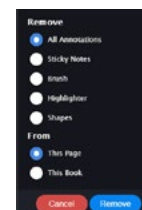
Used to point out areas of the page.

Eraser

Used to erase other items the student has added to the page, such as brush marks, highlighting, shapes, lines, and arrows. (Sticky notes are deleted using the trash icon in the note.)

Delete

Opens a menu to choose the item(s) you want removed from the page or the entire book.

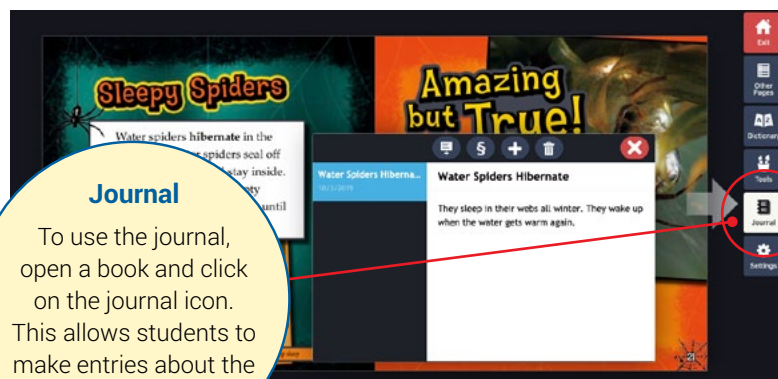


Color

Sets the color for items you add to the page, including the brush, highlighter, shapes, lines, arrows, and sticky notes.






Journal

Opens the Journal for making entries about the current book.



Journal

To use the journal, open a book and click on the journal icon. This allows students to make entries about the current book.

-  Enables you to copy text from the book. This is not available for books that do not include audio.
-  Enables you to add a citation. It automatically adds the information from the book along with a date.
-  Starts a new journal entry. Previous entries are listed on the left, where you can select them to open them.
-  Deletes the open journal entry.
-  Closes the journal.

Student assessment

Book Quiz

Students can demonstrate their knowledge of the books they read. After a book is completed, students are prompted to take a quiz. The quizzes include five questions randomized from a pool of twelve.

The quizzes are optional based on faculty preferences and can be turned on or off.

1. Which is the main idea of this book?



Learn about how a water spider breathes.



Learn about different types of spiders found in water.



Learn all kinds of information and fun facts about water spiders.



Learn about the different predators of the water spider.

2. Which of these colors would you find on a water spider?



yellow



red



blue



purple

Choose the best words that would fill in the blanks.

Kyle hurried toward the door. It was time for recess.

Kyle ran toward the ball bin. Maybe today he would play basketball or soccer. Maybe he would play football or kickball.

Kyle got to the ball bin and stood on his tiptoes. He looked sadly at into the bin. It was empty!

"This is , he said. "Where could all of the balls have gone?"

Kyle slowly across the playground. He saw a huge group of kids playing kickball.

"I'll never get a turn to kick," Kyle said. "I'm going to find another .

He checked the football field. It was empty.


He looked over at the soccer field. Kids were running around, but they did not have a ball.

Benchmark Assessment

After finishing 5 books or completing 3 hours of reading in a 14-day window, students are prompted to take a benchmark test. These tests will update student Lexile® levels and books within the student recommended tab will change based on the results.

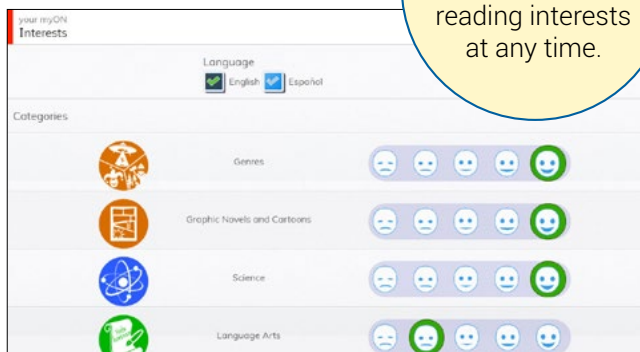
Prompt

Students will click on the envelope (when present), in the upper left corner of their landing page when it's time for them to take a benchmark assessment.



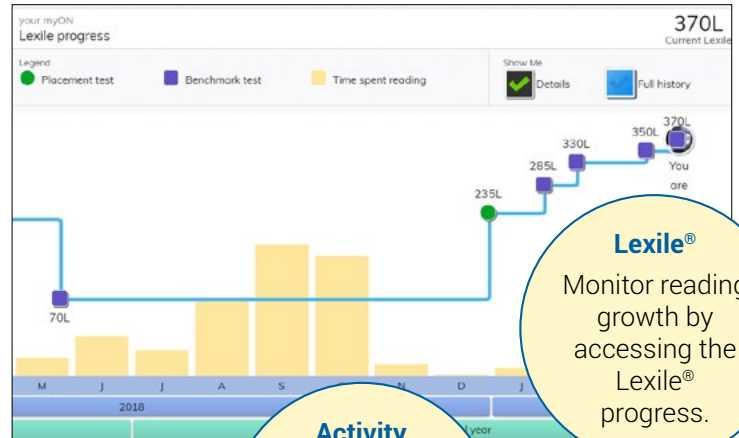
Student profile

Students can click on the account tab to view their specific reading activity, avatar options, as well as update their interest inventory, monitor their individual reading growth, and view journal entries.



Interests

Students have the ability to update reading interests at any time.



Lexile®

Monitor reading growth by accessing the Lexile® progress.

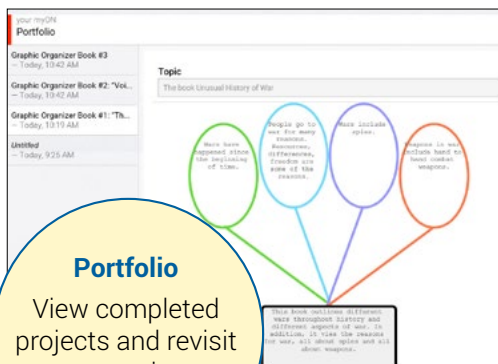
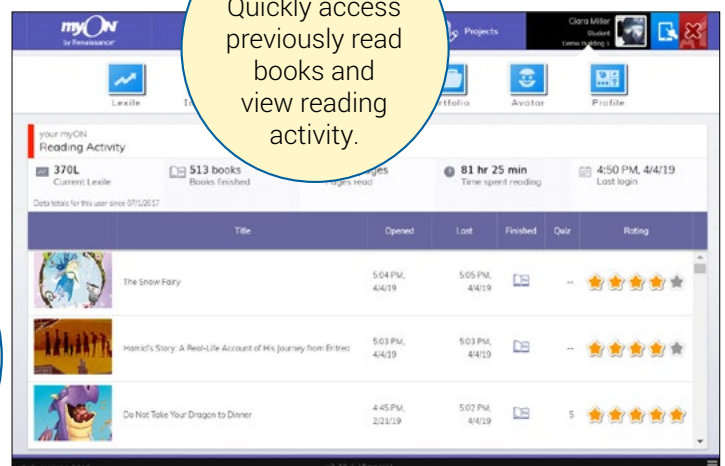
Activity

Quickly access previously read books and view reading activity.



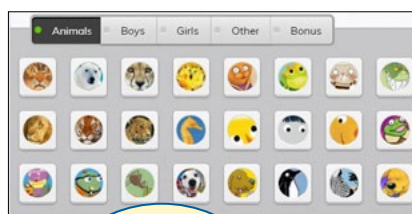
Journal

Access reading journal entries and see all corresponding notes and citations.



Portfolio

View completed projects and revisit any previous essays.



Avatar

Students can personalize their accounts with a profile image.



Profile

Students can access information on their individual student reading activity.

Recommended titles

Pre-K–5

myON recommends books that are just right for students based on current Lexile® levels matched to their reading interests. Scroll to the right within any of the sections to see more titles and scroll down to see all of the recommended categories.

Edit your interests

Learners can click here at any time to change or update how much they like a particular book category.

Top Picks

myON knows what individual readers like! Books in this section are within the learner's current Lexile® range and matched to their grade level and interests.

New Books

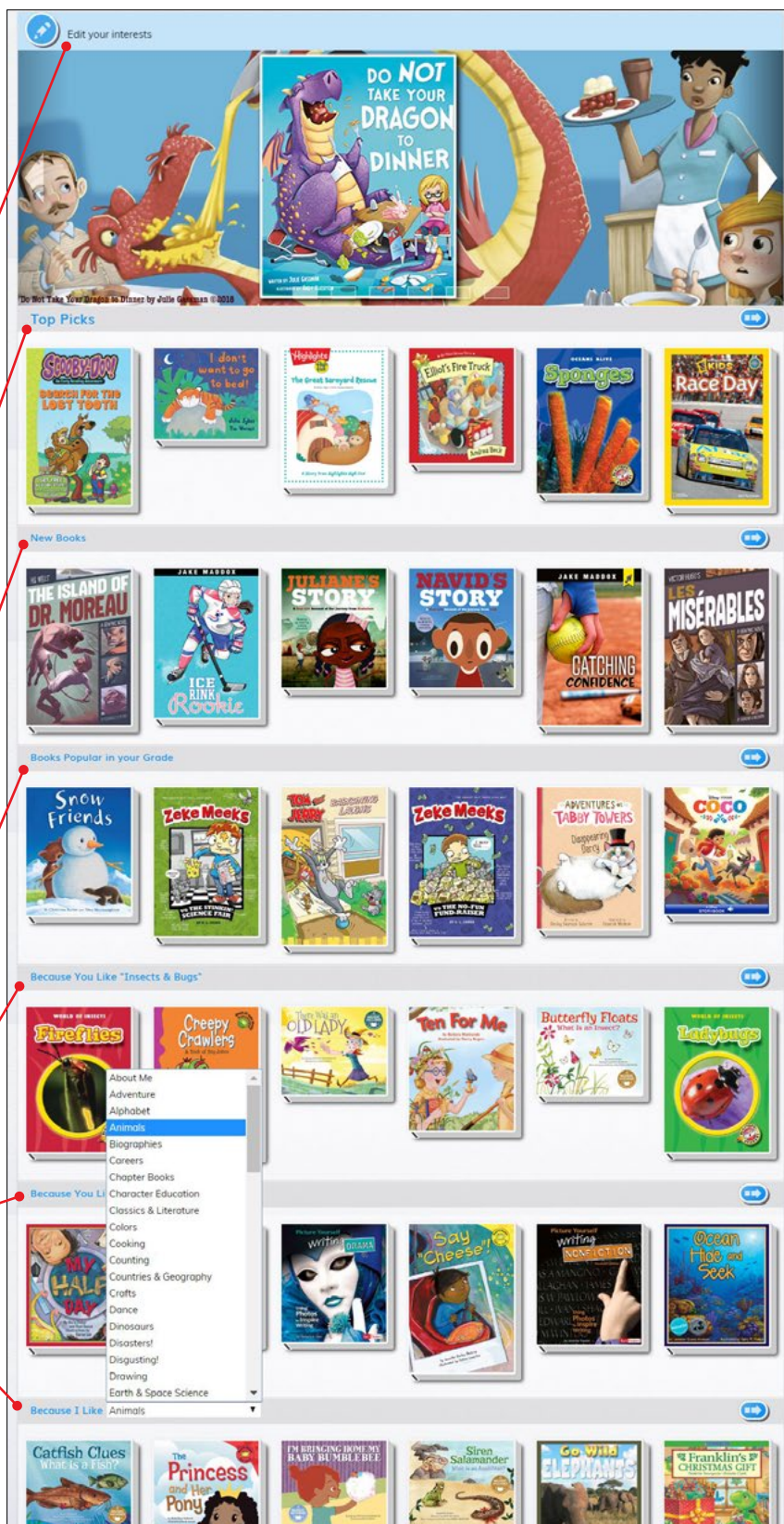
myON adds new books every few weeks! Books in this section have recently been added to the system and match each learner's grade and Lexile® level.

Books Popular in your Grade

This section includes the most popular books in the learner's grade level matched to their Lexile® level.

Because You Like...

Learners can easily find more books about topics and categories that interest them. Books in this section are matched to topics they like within their Lexile® level. Scroll down to choose different categories.



Recommended titles

Grades 6 and Up

myON recommends books that are just right for students based on current Lexile® levels matched to their reading interests. Scroll to the right within any of the sections to see more titles and scroll down to see all of the recommended categories.

Edit your interests

Learners can click here at any time to change or update how much they like a particular book category.

Top Picks

myON knows what individual readers like! Books in this section are within the learner's current Lexile® range and matched to their grade level and interests.

New Books

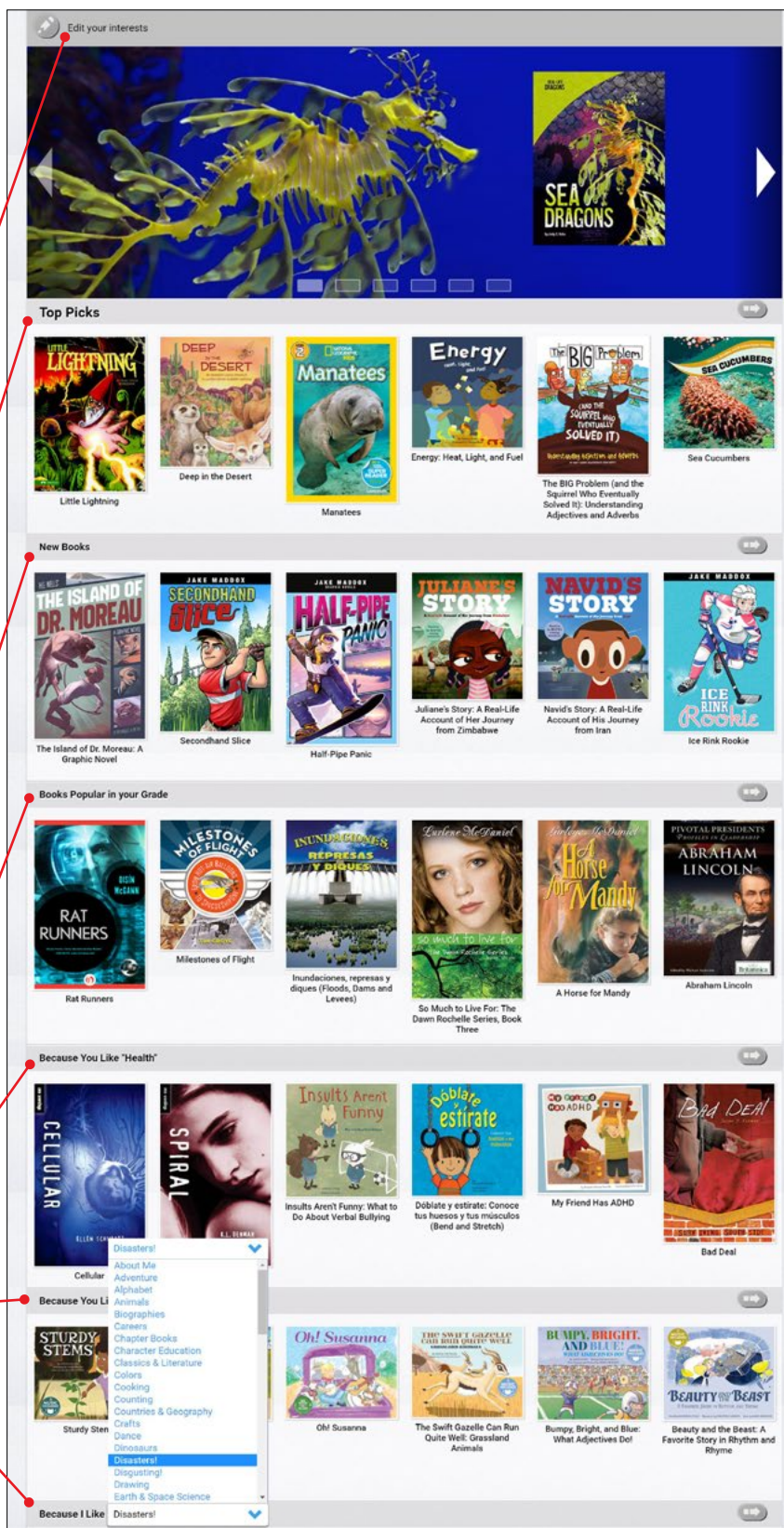
myON adds new books every few weeks! Books in this section have recently been added to the system and match each learner's grade and Lexile® level.

Books Popular in your Grade

This section includes the most popular books in the learner's grade level matched to their Lexile® level.

Because You Like...

Learners can easily find more books about topics and categories that interest them. Books in this section are matched to topics they like within their Lexile® level. Scroll down to choose different categories.





RENAISSANCE **myON**

For additional resources and tips on using myON at home,
please visit <https://support.myon.com/>

www.renaissance.com | [@RenLearnUS](https://twitter.com/RenLearnUS)

©Copyright 2019 Renaissance Learning, Inc. All rights reserved. All logos, designs, and brand names for Renaissance products and services are trademarks of Renaissance Learning, Inc., and its subsidiaries, registered, common law, or pending registration in the United States. All other product and company names should be considered the property of their respective companies and organizations.

321722.041519